

You can be at greater risk of an overdose if:

- You mix opioids with other drugs such as alcohol and benzos
- You haven't used opioids in a while (after time in prison or police cells, after detox, after a period of abstinence/ not using)
- You're using alone
- The strength of the drug changes.

Cautions

- ☞ Naloxone should never be considered as a safety net to take extra risks.
- ☞ Naloxone only works if someone has taken an opioid—it won't work for other drugs or medications.
- ☞ Keep unused Nyxoid® devices in the pack and in a cool dry place. Don't leave it on a window sill or in the car.

*Remember to stay safe,
use protective equipment and
dispose of any sharps safely!*




Naloxone Emergency Kit

The box contains 2 individually sealed pre-filled nasal sprays known as Nyxoid.®

Each nasal spray contains naloxone in 0.1 ml of a clear colourless to pale yellow solution. This is **one single dose** of naloxone so don't test it before you need to use it!

Signs of an overdose



- ☞ If you can't get a response from someone don't assume they are asleep
- ☞ Unusual or deep snoring is a common sign of OD
- ☞ Do not leave people to 'sleep it off'.

OPIOID OVERDOSE—WHAT TO DO

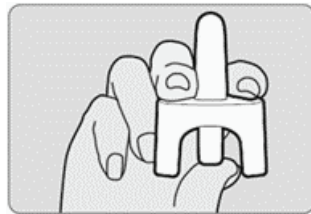
1. Safety: Check the person is in a safe place and that you can't wake them up
2. Call an ambulance (111)
3. Check that the nose is clear. Use a tissue or piece of material if the nose is blocked

4. Peel off the back of the blister from the corner to remove the device from the container



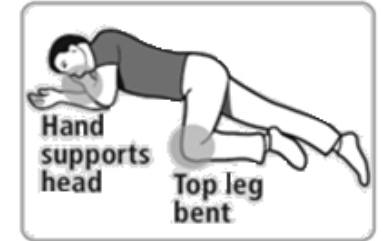
5. **Do not test before use!**

6. Hold the nasal spray with your thumb on the bottom of the plunger and your first and middle fingers on either side of the nozzle.



7. Gently insert the nozzle in one nostril of the person. **Press firmly** on the plunger **until it clicks** to give the dose then **remove** after giving the dose.

8. Place the person in the **recovery position** on their side with mouth open pointing towards the ground. **Stay with them** until the emergency services arrive.



9. Watch the person's breathing level, alertness and response to noise and touch. Once the person is **breathing** normally, **do not** administer further doses of Nyxoid®.
10. **If the person is no better within 2 - 3 minutes give a second dose.** Repeat steps 3-4 in the other nostril using the second Nyxoid® nasal spray. Leave the person in the recovery position to administer additional doses of Nyxoid®.
11. Further doses may be given every 2 -3 minutes, if needed, until emergency services arrive.
12. If the person is unconscious and not breathing normally apply rescue breathing (2 breaths every 5 seconds). You need to get the person breathing.