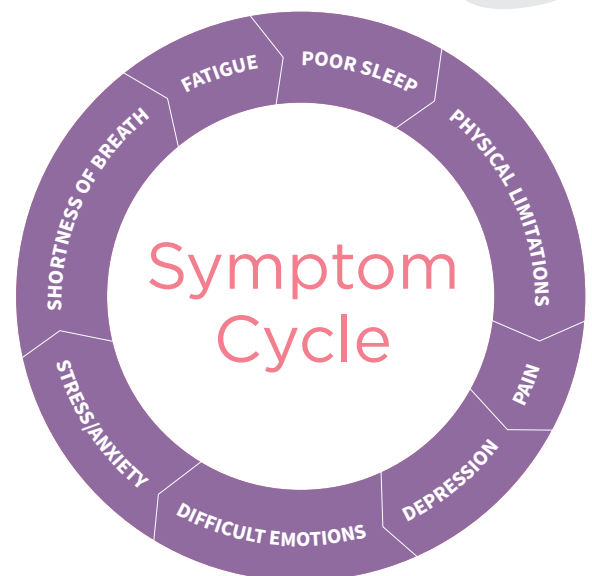


# Pain

This kete will help you to understand your pain and make a plan to manage it.



Pain can be caused by a number of different issues, including other symptoms such as stress or fatigue. These are often linked to each other. Because they are all connected they can make each other worse and turn into a symptom cycle.

## Breaking the cycle

Understanding that these are all connected is the first step in breaking the cycle. You might not be experiencing all these symptoms at the same time.

This kete has tools and resources that can help you find some things you can do to break the cycle, and make a plan to improve your pain.



Learn more at:  
[healthify.nz](https://healthify.nz)

**Book recommendation:**  
Living a Healthy Life with Chronic Conditions,  
by Kate Lorig, et al. Bull Publishing, 2020.



# Pain

Living well with pain.

- ▶ Many people with ongoing health conditions have pain or discomfort.
- ▶ Pain lasting longer than 3 months is called chronic pain. If you experience chronic pain, you are not alone and there are things you can try that may help.

All of us know what pain is, but knowing what type of pain you have will help you know what to do about it.

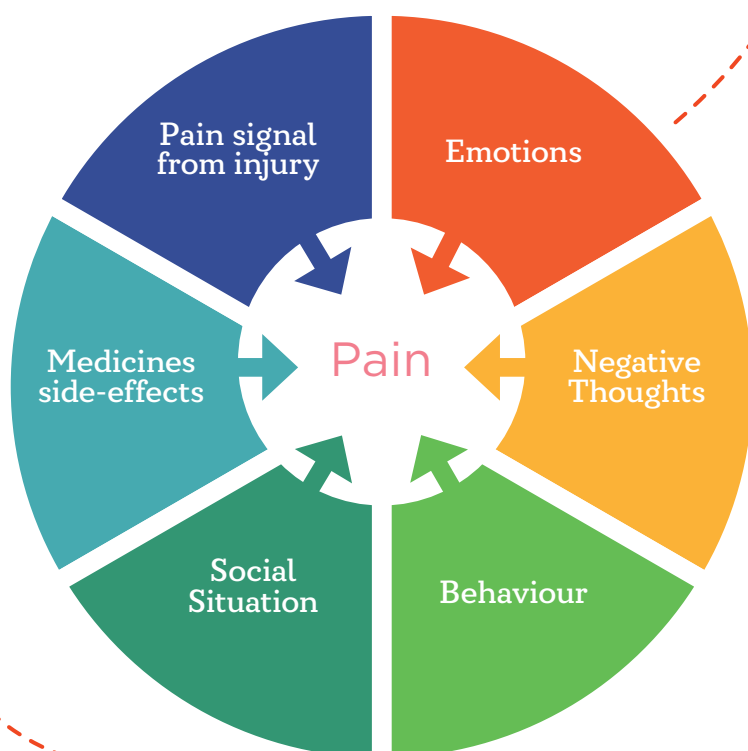
**Acute pain** comes on suddenly and is usually caused by something like a burn, cut or bee sting.

**Chronic or persistent pain** is ongoing and doesn't go away when you think it should. Examples of chronic pain are lower back pain, arthritis pain and pain that accompanies some conditions such as fibromyalgia.

Living with chronic pain can be hard work, but the good news is there are lots of things you can do to help yourself feel better.



## Things that can make pain better or worse



## Things you can do

**Be more active and do some exercise** – exercise is for everyone and is very important for people living with pain.

Some people living with pain are afraid of doing exercise and don't know where to start. Stretching and walking are good things to try. Start slowly and pace yourself. Ask your doctor or a physiotherapist which exercise is right for you.

**Be social** – connect with whānau, friends, community. Try joining a new group or start doing something you used to enjoy. Catch up with people as much as possible, talking, laughing – it really is the best medicine.

# More tips for managing chronic pain

## Ideas other people have found useful:

- 1 Stay active and pace yourself.
- 2 Be social and develop your support network.
- 3 Eat well and get enough sleep.
- 4 Distract yourself and practise being mindful.
- 5 Reduce stress by learning to relax and doing breathing exercises.
- 6 Physiotherapy, acupuncture, or massage therapy.
- 7 Using extra medicines for acute pain and flareups if advised by your doctor.
- 8 Doing a pain self-management programme, online or in-person.
- 9 Counselling.
- 10 Learning about how to manage pain from books, apps and videos.

## About medicines

Medicines are a useful option for treating short-term (acute pain). They are not very effective in treating chronic pain.

When medicines are used long-term, they can have more side effects. Ask your doctor about how to use pain medicines.

**Book recommendation:**  
*Living a Healthy Life with Chronic Pain*, by Sandra LeFort, et al. Bull Publishing, 2015.



For book recommendations, apps, videos and other support tools, visit: [healthify.nz/kete](https://healthify.nz/kete)



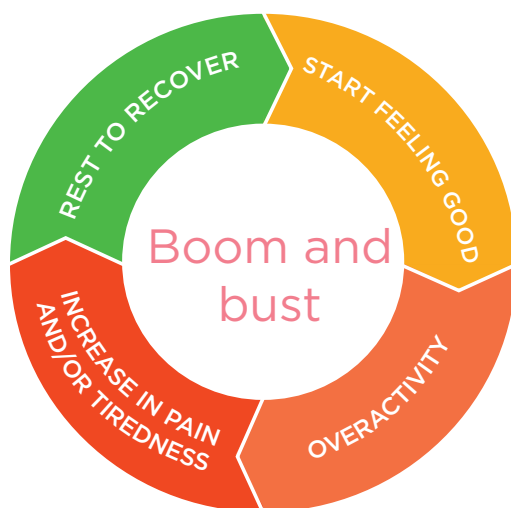
# Pace yourself

Pacing involves spreading your tasks evenly to avoid doing too much in one day.

Avoid falling into the overactivity/rest trap. You might think of this as boom and bust, or crashing after too much activity.

This is when one day you do much more than usual and the next day you feel exhausted. It can take a few days to recover and you end up feeling weaker than you did before.

The key thing is to pace yourself and do small amounts of different activities and rest in between.



## Make a 'what if' or 'rainy day' plan

When you make your plan, you might be confident that it will work out, but it's often not a smooth road ahead.


Think of things that could get in the way and what you can do about them.

Make sure you include them in your plan.

Use the pain and symptom trackers to help.

## Your Plan

Reality



# Pain tips tracker

## To help you manage your pain



Having problems with pain? There are things you can do to manage your pain day to day. Use this form to record the things you are doing - maybe try something different to see if it helps.

Activity	Monday	Tuesday	Wednesday	Thursday	Friday	Saturday	Sunday
Had a good night's sleep							
Did some exercise							
Paced myself, taking rests between activities							
Changed activities regularly to reduce strain							
Had some social time							
Did something I enjoyed, just for me							
Ate healthy food							
Drank plenty of fluid, preferably water							
Took pain medicine for acute pain if needed							
Used distraction to help with pain, eg, puzzles, watched TV, talked to a friend, read a book, went for a walk							
Used non-medicine techniques to help with pain, eg, hot water bottle, bath, massage							
Did some relaxation breathing or mindfulness							
Tried to stay positive and believe I could manage my pain							
<b>My overall pain level today 1-10 (1 = low and 10 = high)</b>							
<b>How well I did with managing my pain today 1-10 (1 = not well, 10 = very well)</b>							



# Talking with family and friends

Talking about your feelings.

- Communication is very important for keeping families close and well-connected.
- Many couples and families go through life without talking much about their feelings or health problems they are struggling with.

I want to tell them about how down I feel. Hiding it makes me feel lonely and sad but I'm worried. We never talk about our feelings.

It's such a relief not to keep all this to myself. I feel like I don't have to pretend I'm okay.

I wish Dad talked about how he's feeling. He seems in more pain lately and I'm worried about him.

I need to make some changes to improve my pain. It'd be great to talk about this with you.

I'm worried about my husband's pain levels, it could be good to talk about this and get some suggestions.



**Everyone needs to talk honestly about their feelings and symptoms.**

Having honest conversations could reduce stress, make you feel closer to family and friends, and feel more supported.

**Whatever your reason – it's always good to talk and share ideas.**



## What would you like to talk about?

Think of a problem or issue you'd like to discuss.

*Have a look at this example.*



Who do you want to talk to? **MY WIFE RITA.**

What do you want to talk about? **TALK ABOUT WHY MY PAIN HAS MADE ME GRUMPY.**

### ► Try it. What works for you?

Who do you want to talk to?

What do you want to talk about?

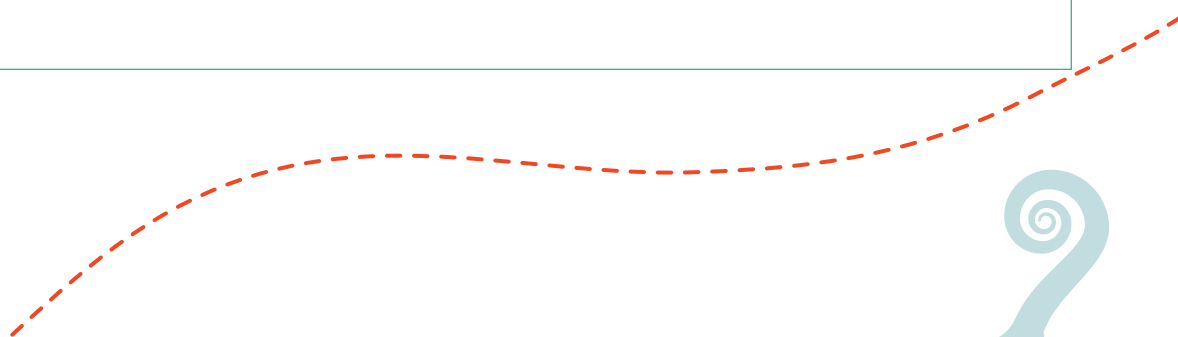


Who do you want to talk to?

What do you want to talk about?

Who do you want to talk to?

What do you want to talk about?





# Feeling good

Five ways to wellbeing.

- Doing these 5 things can make you feel better about yourself, both physically and mentally.

## Connect

*Me whakawhanaunga*

Spend time with people in your life who make you feel good. Are they friends, whānau, colleagues or neighbours? These connections can support you and enrich your life.

## Give

*Tukua*

Do something for a friend or a stranger. It feels good to give and makes you feel part of your community.

## Take notice

*Me aro tonu*

Be aware of the world around you and see the beauty in everyday and unusual things – reflecting on them helps you appreciate what matters to you.

## Learn

*Me ako tonu*

Try something new or rediscover an old interest. Take on a new responsibility or challenge – learning makes you more confident and can be fun.

## Be active

*Me kori tonu*

Physical activity helps in so many ways, so find something that you enjoy that suits your ability.



Use the weekly activity diary to plan how you will build some of these into your day.



Learn more at:

[healthify.nz/mentalhealth](https://healthify.nz/mentalhealth)



# My weekly activity diary

To keep track of what I am doing



Use this diary to plan your week and record your goal-related activities.

Activity	Monday	Tuesday	Wednesday	Thursday	Friday	Saturday	Sunday
<b>Mental wellbeing/ Te taha hinengaro</b> Relaxation Fun Sleep							
<b>Spiritual wellbeing/ Te taha wairua</b> Music/singing Mindfulness Church/prayer							
<b>Social wellbeing/ Te taha whānau</b> Whānau Friends Work/study/volunteer							
<b>Physical wellbeing/ Te taha tinana</b> Healthy eating Being active Managing symptoms							

# Sleep

Tips to improve your sleep.

- Without a good night's sleep, it can be hard to function properly. Poor sleep can make you feel tired and grumpy. The good news is there are things you can do to improve your sleep by making a few changes to your daily routine and habits.



## Set your body clock



- Go to bed and get up at the same time each day, including weekends.
- Keep your daytime routine the same, even if you've had a poor night's sleep.
- Get out into bright light as soon as you wake up – light regulates your body clock.

## Wind down at bedtime

- Relax before going to bed; try reading, having a bath or listening to music.
- Make your bedroom dark, cool and quiet and ensure that your bed is comfortable.
- Don't go to bed hungry. Drinking a warm glass of milk before bed may be helpful.
- Avoid heavy meals within 2 hours of bedtime as this can interrupt sleep.

## Keep your evenings stimulant-free



- Don't drink any caffeinated drinks within 6 hours of going to bed.
- Avoid smoking and drinking alcohol 2 hours before going to bed.
- Avoid using your computer, mobile phone and other electronic devices at least 30 minutes before going to bed.

## Go to bed when you're tired



- If you go to bed at the same time each night, you should start to feel sleepy at bedtime.
- If you're awake after 20 minutes, get up and do something relaxing in another room.
- If you have things on your mind, write them down. Keep a pen and paper by your bed.

## Be active in the day



- Regular daytime exercise improves sleep.
- Avoid strenuous exercise within 3 hours of going to bed.

If you want to make some changes, you could try using the sleep tips tracker to keep a record of the things you are doing.

If you have ongoing sleeping problems, see your doctor for advice. There are treatments available.



Learn more at:  
[healthify.nz/sleep](https://healthify.nz/sleep)



# Sleep tips tracker

## To help you get a better night's sleep



Having difficulty sleeping? There are lots of things you can do to help get a better night's sleep. Use this form to record the things you are doing – remember the more of these you do, the more likely you are to get a good night's sleep.

Activity	Monday	Tuesday	Wednesday	Thursday	Friday	Saturday	Sunday
Did some exercise during the day							
Avoided napping during the day							
No caffeine within 6 hours of going to bed							
No physical exercise within 3 hours of going to bed							
No alcohol within 2 hours of going to bed							
No smoking within 2 hours of going to bed							
No heavy meals within 2 hours of going to bed							
No computer, mobile phones or other electronic device 30 minutes before going to bed							
Didn't go to bed hungry							
Relaxed before bedtime							
Put pen and paper by my bedside so I could write down things on my mind							
Set a bedtime routine and went to bed on time							
Got out of bed when awake in the night for more than 20 minutes							
Woke up on time							
Rate 1 - 10 how good your sleep was							

# Relaxation

Relaxation is good for your health.

- Being able to relax is vital for good health.
- Life can get busy and we don't notice how tense or stressed we have become.

Are you relaxed?

1

SHOULDERS

Are they up around your ears or relaxed? Push them up and then let them fall down.

2

FOREHEAD

Is it creased and frowning? Or smooth and relaxed? Push your eyebrows up then let them fall into a relaxed position.

3

JAWS

Are your teeth clenched? Let them come apart without opening your mouth. Feel your jaw muscle. Is it hard or relaxed? Let it go.

4

TONGUE

Is it up against your front top teeth? Let it lie on the floor of your mouth.

5

HANDS

Are they clenched like fists ready for a fight or floppy and relaxed?

6


BREATHING

Is it from your chest and rapid, or from your stomach and slow with full 'out' breaths?

7

TOES

Are they curled up tight or relaxed?



## Ways to relax

Some people relax by going for a walk or doing some gardening. Others relax by reading a book, listening to music, watching a movie or talking to friends.

How do you relax? .....

.....

.....

.....





Learn more at:  
[calm.auckland.ac.nz](http://calm.auckland.ac.nz)

# Deep breathing

- ▶ Deep breathing, or breathing into your stomach, can make you feel better and help you to relax.
- ▶ This is also called diaphragmatic breathing.

## Deep breathing technique – this can be done sitting or lying down



1

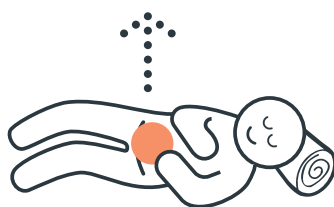


Lie on your back on a flat surface or in bed, with your knees bent and your head on a pillow.

You can also put a pillow under your knees to support your legs.

Place one hand on your upper chest and the other just below your rib cage. This will allow you to feel your diaphragm move as you breathe.

2



Breathe in slowly through your nose so that your stomach moves out against your hand.

The hand on your chest should remain as still as possible.

3



Tighten your stomach muscles, letting them fall inward as you breathe out through your lips like you are going to whistle.

The hand on your chest should remain as still as possible.

You may notice an increased effort is needed to use the diaphragm correctly. At first, you might get tired doing this exercise but keep at it because, with continued practice, diaphragmatic breathing will become easy and automatic.

Practise for 5–10 minutes, about 3–4 times per day. Gradually increase the amount of time you spend doing this exercise, and perhaps even increase the effort by placing a book on your stomach/puku.

## My pain action plan



Now it's time to start making a plan to improve your pain.

Start with a goal, it can be anything that you would like to achieve that is important to you. When you decide on what you will do to work towards your goal, try to make it:

- **Specific** - not vague.
- **Measurable** - so you know you are doing it.
- **Achievable** - if it's too hard you won't manage it.
- **Realistic** - if it's not possible you might not even get started!
- **Trackable** - something you can record over time and see how you're doing.

Here's an example:

**Goal:** Hemi wants to meet friends on a Wednesday afternoon, but finds he is very sore at that time of the day.

**Actions:** He needs to make changes to his day to manage his pain better.

**Chosen action:** Hemi organises his day so he does household tasks in the morning and has a rest for an hour after lunch before going out.

**Confidence:** He is fairly sure he can do this so rates his confidence as 9 out of 10.

*If a big change feels too much, break  
it down into a set of steps. Small  
steps are a great way to start.*



## My action plan: What is my goal and action plan?



### My pain action plan goal:

**Why** do I want to do this? \_\_\_\_\_

**How** will this help? \_\_\_\_\_

**What** could I do to achieve this: \_\_\_\_\_

### My pain action plan:

**How much** or how often will I do this? \_\_\_\_\_

**When** will I do this? \_\_\_\_\_

**Who** can help me: \_\_\_\_\_

**How confident am I that I can do this:** ☹️ 1 2 3 4 5 6 7 8 9 10 😊

Things I am not ready to do yet: \_\_\_\_\_

What might stop me achieving these goals or making these changes? \_\_\_\_\_

You are more likely to be successful if your confidence level is 7 or more. If you are less confident, you might like to make your action plan easier.



For more copies, visit  
healthify.nz/kete

